

Technical Data Sheet

PROPELLING EXCELLENCE
PROXL[®]

generation[™]
20

XPRESS 605 *VHS CLEAR COAT*

This VHS clear coat incorporates a new rapid drying technology, resulting in superior flow out and gloss retention.



5 Minute Cure
@ 60C



No
Gloss Drop



Long
Open Time

SAVE ENERGY
SAVE COSTS

Technical Data

Technical info

Mixing ratio	Mix 2 parts VHS Clear Coat (X605G20-C) to 1 part VHS Hardener (X605G20-H) by volume
Thinning ratio	Not required
Resin	Acrylic
Specific Gravity	0.98 – 1.0 kg/lt @ 20°C
Dry Film Thickness	50 - 60 µm
Theoretical Coverage	10 - 12m ² /lt
Viscosity	DIN 4: 15 - 17s at 20°C
Vol Solids	63% mixed by volume
VOC	Actual 330g/lt in the ready for use form 2004/42/IB(d)(420)330: The EU limit value for this product (product category: IIB.d) in ready to use form is max 420 g/litre of VOC. The VOC content of this product is 330 g/litres.
Storage	Protect from freezing, heat, sunlight and moisture. Store tightly closed in a dry, cool place. Recommended storage temperature: +10 to +30oc

Surface Preparation



All surfaces must be dried or flashed-off in accordance with their TDS before application.

When applying on existing finishes the surfaces must be sanded and degreased before application.






Application Guide

Recommended Spraying Conditions

Temperature - 18 - 22°C

Relative Air Humidity - 40 - 60%

Application Guide cont.

1 	Always wear protective equipment
2 	Freshly applied basecoats - prepare according to manufacturer's TDS. When applying on existing finishes the surfaces must be sanded and degreased before application.
3 	Mix 2 parts X605G20-C with 1 part X605G20-H. No thinners are required
4 	Use a Gravity spray gun with 1.3mm nozzle. Pressure as per manufacturers recommendations
5 	Apply ½ closed coat and 1 full wet coat with a 3 - 4 minute flash off between coats

Drying times

Booth temperature	60°C	20°C
Dry to touch	4 mins	60 mins
Dry to polish	5 mins	2 h
Full hardness	4 days/20°C	4 days
NOTE: After baking for 5 min @60C, immediately remove car from booth to cool down		
8 - 10 mins Keep the flash-off time before drying.		IR drying

IMPORTANT

Allow the product to reach the recommended application temperature naturally (avoid rapid heating/cooling). It is not recommended to apply the products at a temperature below 18oc. Low application temperature changes the characteristics of the coatings finish (increased open time, greater structure, longer curing time). Prior to application, the product temperature, spray booth temperature and object temperature should be adjusted to about 20°C.

DISCLAIMER OF LIABILITY

The information contained in this Technical Data Sheet is correct to the best of Alpha Coatings Limited trading as Capella Solutions Group's ("Capella") knowledge, however, you must satisfy yourselves that the Goods are suitable for your needs by way of your independent testing or other processes. Capella makes no warranty, representation, or guarantee regarding the information contained in the Technical Data Sheet or the suitability of its products and services for any particular purpose, nor does Capella assume liability arising out of the application or use of the Goods other than any liability which cannot be limited by law including but not limited to liability for: (a) death or personal injury caused by negligence; (b) fraud or fraudulent misrepresentation; and (c) breach of the terms implied by section 12 of the Sales of Goods Act 1979, in such circumstances Capella's total liability shall not exceed the cost of the Goods. Capella's total liability includes liability in contract, tort, negligence, breach of statutory duty, or otherwise. It is the Customer's responsibility to ensure that the guidance on the Technical Data Sheet is followed.